metacarpal



GEM

Quick Start Guide

10001-2103-B Version 2.0

Welcome

Thank you for choosing the Metacarpal GEM. Designed for comfort, durability, and improved function, this body-powered prosthetic will help support you in your daily life.

This guide will help you understand your new device, including how it works, how to care for it, and how to get the most out of it. If you or your clinician have any questions, we're here to help.

The online 'User Guide' has all the information you need to get started with your Metacarpal GEM and use it safely. Please be sure to read the full 'User Guide' online at *www.metacarpalprosthetics.com/ifu* or scan the QR code below.

Applicable product codes: 10001 and 10101

Getting Started

This quick start guide gives you a quick overview of the Metacarpal GEM and what you can expect. All important safety, warranty and maintenance information is found within the 'User Guide'.

Using the Metacarpal GEM

Attaching and Detaching from the socket and harness

The Metacarpal GEM uses a standard thread size (½”-20 UNF) for attachment to wrists or sockets to ensure that it is easily removable and interchangeable with other terminal devices. The hand is attached by twisting clockwise until fully seated unless paired with a quick disconnect wrist component. In this case, refer to the 'User Guide' of the quick disconnect wrist. The hand is detached by twisting counter-clockwise.

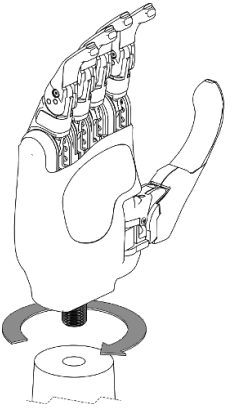

Attaching the hand

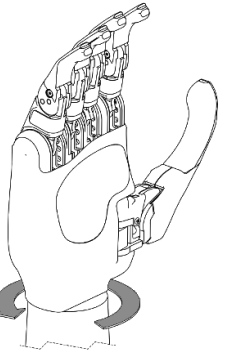

Detaching the hand

Please read the 'User Guide' for detailed information on attaching and detaching from your harness system.

Open and Close

The Metacarpal GEM operates using a body-powered cable system.

The opening and closing of the hand is controlled by up to 3 motions.

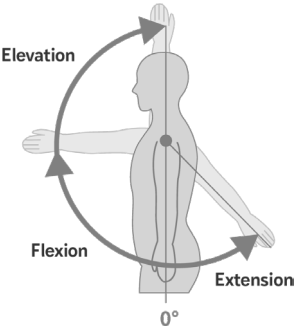

Reaching - Glenohumeral flexion, extension and elevation

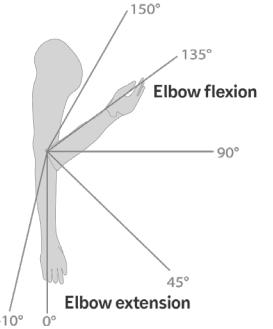

Elbow flexion and extension

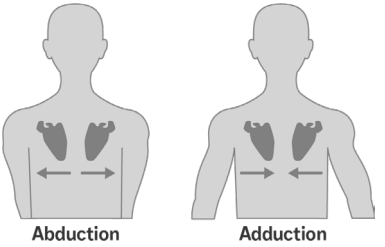

Shoulder rounding - Scapular abduction (protraction) and adduction (retraction)

Grips

The thumb may be manually rotated to achieve three grip positions: Pinch, Lateral and Power. Firmly hold the base of the thumb and apply control pressure to push the thumb into desired grip position.

			
Grip	Pinch	Lateral	Power
For	Most standard grasp, used for small objects, packets and containers	Grasping flat objects like keys, cards & plates	Grasping cylindrical objects like handles
How	Thumb in opposition end-stop 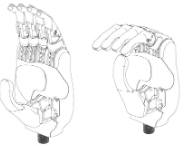	Thumb in open end-stop 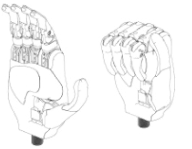	Thumb positioned between the two end stops 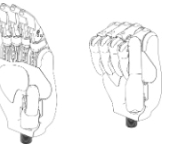

Adaptive grip via Reactive Grasp Technology™

The mechanism within the palm enables the middle, ring and little fingers to conform around shapes providing stability.



IMPORTANT: The primary function of the middle, ring and little fingers is for conforming and stabilization. The primary function of the index finger and thumb is strength and where the majority of the force is generated.

Your Metacarpal GEM is waterproof. After getting the hand wet, it is important to remove the cover and allow the hand to fully dry.

The following information can be found in the online 'User Guide':

1. **Intended Use & Indications**

2. **Using Your Metacarpal GEM**

   - Attaching and detaching from the socket and harness
   - How does the Metacarpal GEM work?
   - Best practices for use

3. **Care and Maintenance**

   - Hygiene and cleaning instructions
   - Deep clean instructions

4. **Technical Specifications**

   The technical specifications provide key information on the maximum loads the hand can withstand and compatibility with other devices.

5. **Warranty Information**

   The Metacarpal GEM comes with a full 24 month warranty as standard. It is important to read the 'User Guide' for safety information and warranty details to ensure your warranty remains valid during use.

6. **Environmental and Disposal Guidelines**

   When your Metacarpal GEM is ready to be disposed - please consult this section of the 'User Guide'.

7. **Troubleshooting**

   If your Metacarpal GEM isn't performing as expected - please consult this list and contact your clinician.

8. **Safety & Warnings**
   - Contraindications
   - Warnings & precautions

Read the full 'User Guide' with the link at the back of this guide.

Symbols

Symbol	Description
	Manufacturer
	Catalogue Number
	Serial Number
	Unique device identifier
	Date of manufacture in Great Britain
	Consult instructions for use
	Caution: Federal (US) law restricts this device to sale by or on the order of a physician
	Medical Device
	UK Conformity Assessed
	European Conformity

Safety & Warnings



It is extremely important to read and understand the warnings and precautions before using the Metacarpal GEM. Please read the safety information in the 'User Guide'.

Warnings:

- The end user is the intended operator of the device and is responsible for its use according to the 'User Guide'.
- Improper adjustment of the Metacarpal GEM may increase safety risk and will invalidate the warranty.
- Your or others safety should not rely on the hand at any time.

For the full list of warnings and precautions, please read the full 'User Guide'.

Please use the Metacarpal GEM responsibly and only as intended.



Please report any adverse events by emailing
complaints@metacarpalprosthetics.com



Metacarpal Ltd
National Robotarium,
Edinburgh, EH14 4AS

support@metacarpalprosthetics.com
www.metacarpalprosthetics.com

2.5mm Allen Key

Read the full 'User Guide' online at *www.metacarpalprosthetics.com/ifu*
or scan the QR code below.